



Sage Timeslips Anywhere Release 1.1

Release Notes

December 2023

Contents

- Sage Timeslips Anywhere Release 1.1..... 3**
- Enhancements.....4**
- Safari support 4
- Enhanced user security 5
- Send bills by email..... 6
- Reprint bills..... 7
- Improved PDF generation 8
- Helpful links 9**

Many of our features and enhancements are inspired by customer suggestions. Add and vote on ideas in the [Sage Timeslips Anywhere Ideas Portal](#).

Sage Timeslips Anywhere Release 1.1

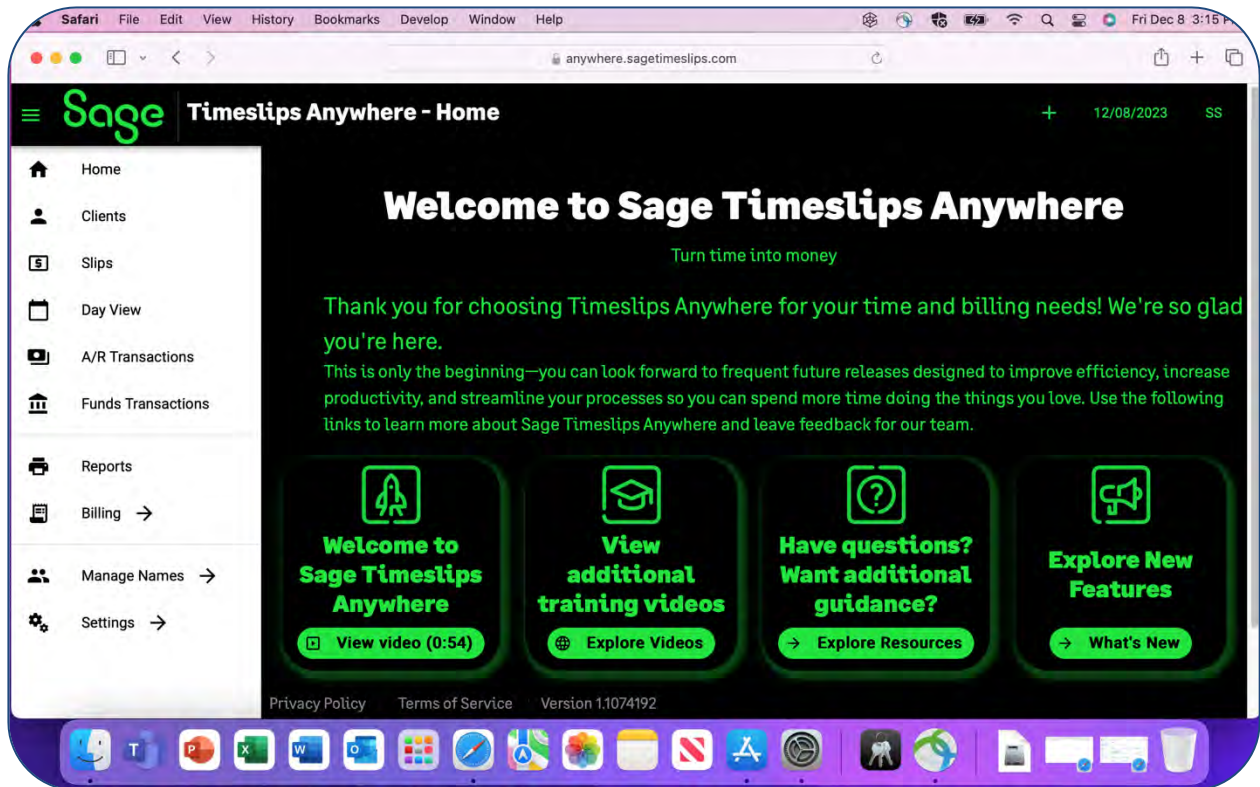
In this release, you'll find the following enhancements:

- Safari support
- Enhanced user security
- Send bills by email
- Reprint bills
- Improved PDF generation

Enhancements

Safari support

We've expanded our supported browsers by including Safari. Now customers using Macintosh workstations, laptops, and notebooks can access Sage Timeslips Anywhere using Apple's default web browser.



Enhanced user security

This new security function allows Administrators to prevent specific logins from accessing different areas of Sage Timeslips Anywhere. The Security command is available from the Login menu (the top right of your screen).

Quickly grant or prevent access to areas of Sage Timeslips Anywhere for each user so permissions align with the Timekeeper's role. This can help safeguard sensitive data and prevent unauthorized personnel from altering the billing cycle.

Use the following settings to set up access rights for each timekeeper.
Use the New Login Defaults column to establish initial access rights when you add new logins.

	New Login Defaults	DanielT	EmilyJ	JenniferL	MiguelR	SarahP
Billing <i>Generate a Bill, Generate a Bill Run, and Reprint Bills screens</i>	<input type="checkbox"/>	<input type="checkbox"/>	<input checked="" type="checkbox"/>	<input checked="" type="checkbox"/>	<input type="checkbox"/>	<input type="checkbox"/>
Emailing Bills <i>Email Bills screen</i>	<input type="checkbox"/>	<input type="checkbox"/>	<input type="checkbox"/>	<input checked="" type="checkbox"/>	<input type="checkbox"/>	<input type="checkbox"/>
Changing Bill Stages <i>Placing bills in proof stage, Clearing proof stage, Approving bills, and Undoing bills</i>	<input type="checkbox"/>	<input type="checkbox"/>	<input checked="" type="checkbox"/>	<input checked="" type="checkbox"/>	<input checked="" type="checkbox"/>	<input type="checkbox"/>
Viewing Slips of Others <i>View other timekeepers' entries on Slips list, Slip entry, and Day View. Show other timekeeper's values on reports.</i>	<input type="checkbox"/>	<input checked="" type="checkbox"/>	<input checked="" type="checkbox"/>	<input checked="" type="checkbox"/>	<input type="checkbox"/>	<input type="checkbox"/>
Changing Settings <i>View and change settings within the Settings menu, such as General Settings, Bank Accounts, and Custom Fields</i>	<input type="checkbox"/>	<input type="checkbox"/>	<input type="checkbox"/>	<input checked="" type="checkbox"/>	<input checked="" type="checkbox"/>	<input type="checkbox"/>

Page 1 of 2

Save and Return

Send bills by email

Save the time and hassle of printing and mailing hard copies of client bills! You can now instantly send approved bills right to your client's inbox by email*. You can also send an email directly from the resulting invoice transaction within A/R Transactions. The Email Bills command is available under the Billing menu.

**Note: Bills that were in the proof stage or were approved before the December 2023 update are not available to send by email.*

The screenshot shows the Sage Timeslips Anywhere - Email Bills interface. The top navigation bar includes the Sage logo, the title "Timeslips Anywhere - Email Bills", and the date "11/30/2023 (REVISED) TH". Below the navigation bar, there are filter buttons for "11/1/2023 - 11/30/2023" and "Project Z2". A left-hand menu contains options: "Generate a Bill", "Generate a Bill Run", "Proof Stage", "Email Bills", "Reprint Bills", "Undo Bills", and "Bill Layouts". The main area displays a table of bills with the following data:

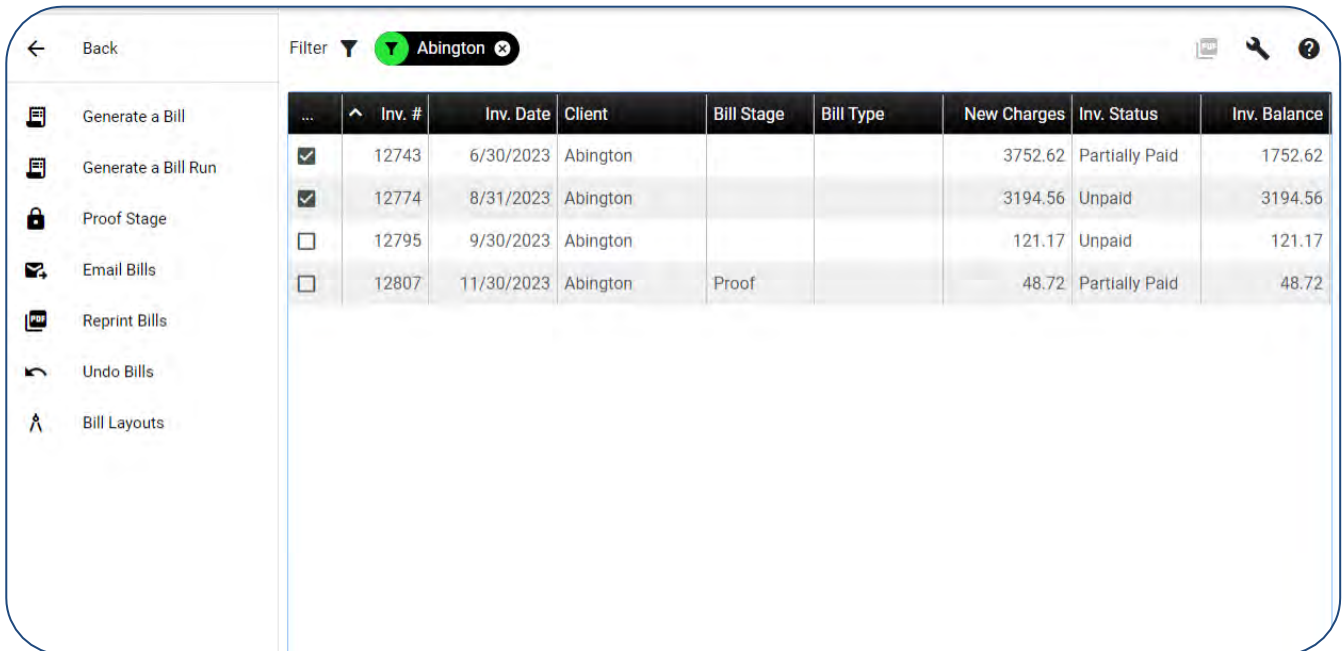
Inv. #	Inv. Date	Client	Inv. Due	Bill Type	Sent On	Sent By	... Email	... Email 2
12839	11/30/2023	Essex	272.86				<input type="checkbox"/> essex-company@example.com	
12853	11/30/2023	Gloucester	943.01				<input checked="" type="checkbox"/> gloucester-inc@example.c	<input checked="" type="checkbox"/> billing-glo-inc@example.cc
12890	11/30/2023	Ipswich	267.13				<input checked="" type="checkbox"/> ipswich-co@example.com	
12909	11/30/2023	Lynn	0.00		11/12/2023	JenniferL	<input type="checkbox"/> lynn-billing@example.com	<input type="checkbox"/> lynn-admin@example.com
13004	11/30/2023	Salem	233.95				<input type="checkbox"/> salem-firm@example.com	<input checked="" type="checkbox"/> salem-invoices@example.c

Reprint bills

Conveniently reprint proof stage bills and approved bills. The Reprint Bills command is available under the Billing menu. You can also reprint a bill directly from the resulting invoice transaction within A/R Transactions.

Quickly display any past bills that you need to review internally or print a copy that includes all original details if your client wants another copy.

**Note: Bills that were in the proof stage or were approved before the December 2023 update are not available to reprint.*



The screenshot shows the Sage Timeslips software interface. On the left is a navigation menu with options: Generate a Bill, Generate a Bill Run, Proof Stage, Email Bills, Reprint Bills, Undo Bills, and Bill Layouts. The 'Reprint Bills' option is highlighted. The main area displays a table of bills filtered by 'Abington'. The table has columns for selection, invoice number, date, client, bill stage, bill type, new charges, invoice status, and invoice balance.

...	Inv. #	Inv. Date	Client	Bill Stage	Bill Type	New Charges	Inv. Status	Inv. Balance
<input checked="" type="checkbox"/>	12743	6/30/2023	Abington			3752.62	Partially Paid	1752.62
<input checked="" type="checkbox"/>	12774	8/31/2023	Abington			3194.56	Unpaid	3194.56
<input type="checkbox"/>	12795	9/30/2023	Abington			121.17	Unpaid	121.17
<input type="checkbox"/>	12807	11/30/2023	Abington	Proof		48.72	Partially Paid	48.72

Improved PDF generation

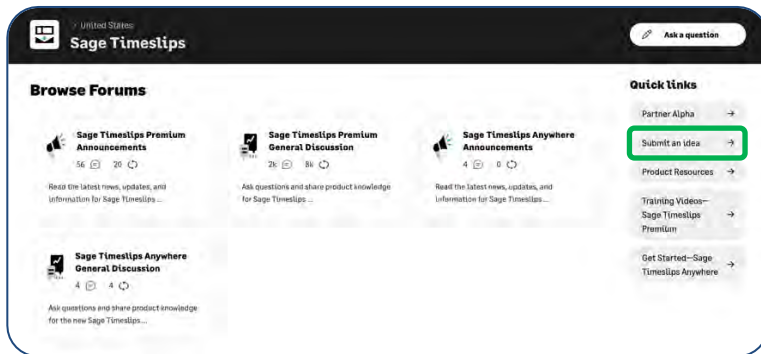
When printing reports and bills to PDF the process now uses less browser memory making the process faster and more reliable.



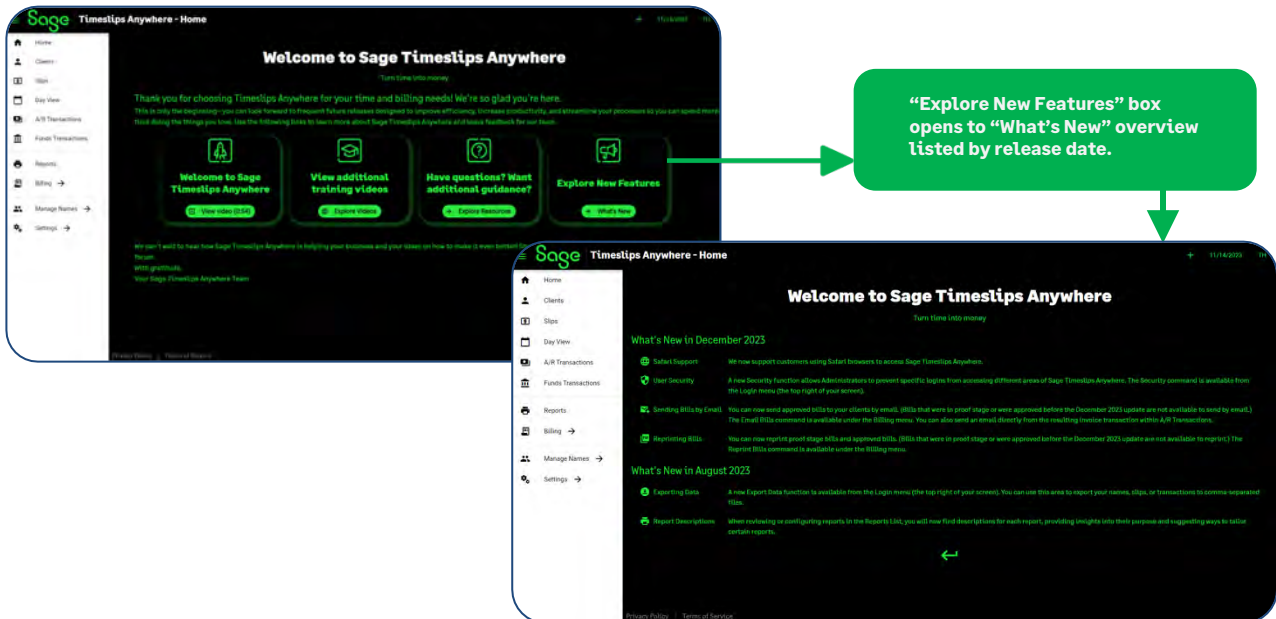
Helpful links

Sage Timeslips Anywhere releases are the result of customer feedback and continued quality assurance testing of Timeslips.

- If you have an idea for how we can improve Timeslips, please share it with us. Conveniently access the [Sage Timeslips Anywhere Ideas Portal](#) from any browser. Also available from the [Sage Timeslips Anywhere Community Hub](#):



- To review enhancements delivered in past releases, open our **What's New** overview by selecting **Explore New Features** from the Home screen of the Sage Timeslips Anywhere.



Need more help?

- The [Sage Community Hub](#) is a great resource where you can view and answer questions and comments from other customers, Sage Business Partners, and Sage colleagues.
- [Visit our chatbot \(Pegg\)](#) for convenient online support.